

: Implementation of e-governance in areas of operations:

- ❖ **Planning and Development:** To use ICT in the process of planning college-events and activities, institute uses personal e-mails .Important notices and reports are also circulated via e-mails.
- ❖ E-governance is the integration of Information and Communication Technology in all the working processes of the system. It aims to minimize the manual efforts and improve the communication, create transparent system, and to be cost and time effective. To facilitate the same college is using Vriddhi software with Student, Examination, Finance & Account,Employee,Library Modules. The details of software vendor are as follows:-
- ❖ Name of the Vendor :- Vriddhi Software Solutions Pvt Ltd.
- ❖ Contact Details :- upendra.lad@gmail.com
- ❖ **Administration:**
 - To achieve the target of Paperless IQAC , committee members of it started using Google facilities like
 - Google sheet :- For data collection from Various Departments.
 - Google Docs :- To prepare notices and activity reports.
 - Google Forms :- To prepare Feedback forms and get Online feedbacks of Students, Parents.
 - Google Drives :- To keep all department wise proofs.
 - The college has Biometric attendance for teaching and non-teaching staff.
 - The college campus is equipped with HikVision's 40 CCTV Cameras installed at various places of need.
 - To surveillance on mobile by Principal , Hikconnect application is available and software is available for surveillance on computer for college Authorities.
 - ICT has been introduced in the Administrative work.
 - College staff uses smartphone with inbuilt social app like Gmail to communicate.
 - WhatsApp Group helps to provide the brief notices of any event to be happened on college.
 - WhatsApp Groups are also used for awareness and of smooth functioning of the same.
 -

❖ **Finance and Accounts:**

With the aim to produce immediate information in finance and Accounts i.e.”Single Click Accounting” , this section of College is partially e-governed. The college uses the Vriddhi software ,Tally ERP 9.0 for the transparent functioning of Accounts department. The same software is used to generate various reports like

Consolidated Day Book
General Day Book
Daily Cash Collection report.

❖ **Student Admission and Support:**

Student admission for the year 2018-2019 is partially implemented online. The Vriddhi software is developed so as to fulfill the need of Student admission and Support.

Vriddhi Software is used for online admission process via link provided to college website <http://www.aca.edu.in/>. As the admission process is semi-online , admission forms are also provided. Students submit printouts and required documents at respected counters. The software is also used for student support like issuing

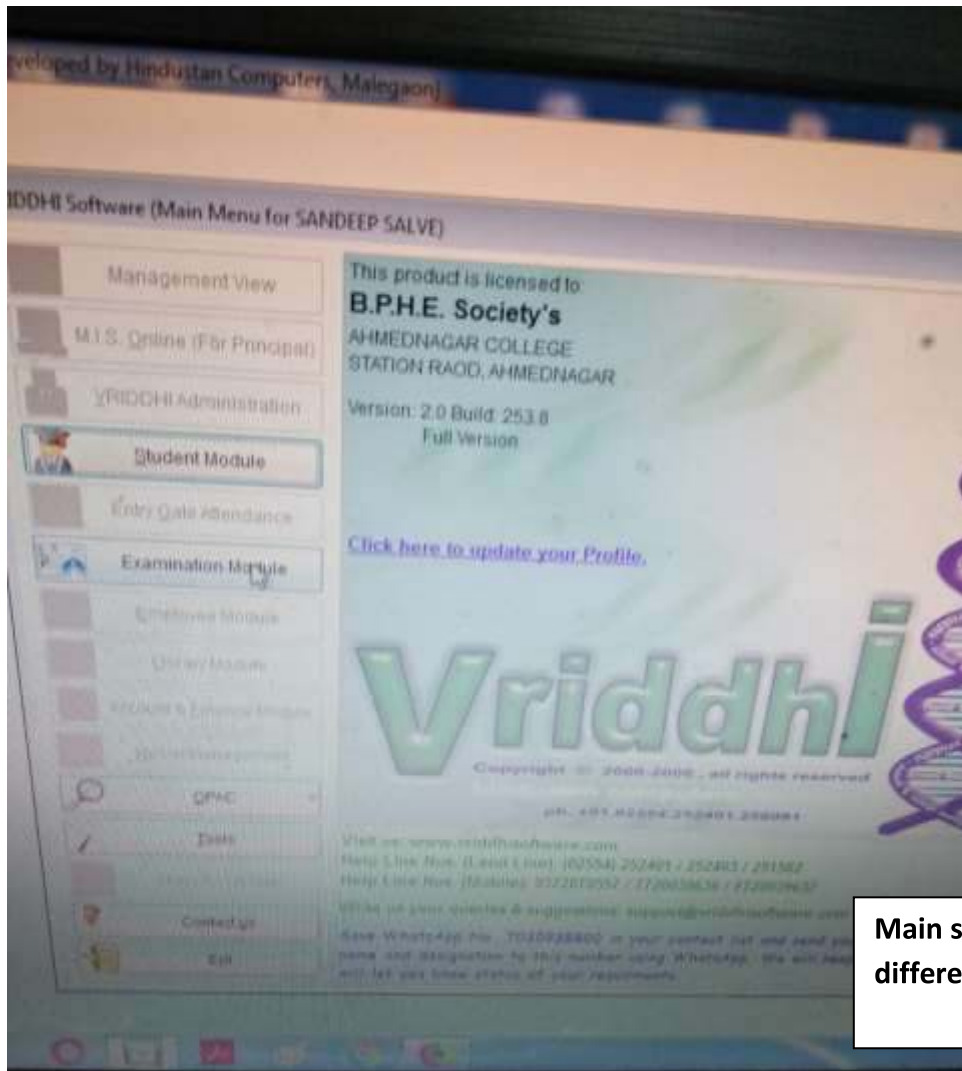
- Transfer Certificate,
- Bonafide certificates.
- Admission Forms
- Issue of ICards ,Library cards and Challan through the Vriddhi software.

❖ **Examination :-**

- To achieve Paperless communication between Exam and other departments ,Examination section uses “Vriddhi” Software.
- Using Vriddhi software, generate various reports like
 - To generate seat Numbers , Hall-Ticket, F.Y results,
 - To generate class wise roll call list for all classes, student fees Records.
 - Print the exam seat number wise List.
 - Seating Arrangement for University Exams.

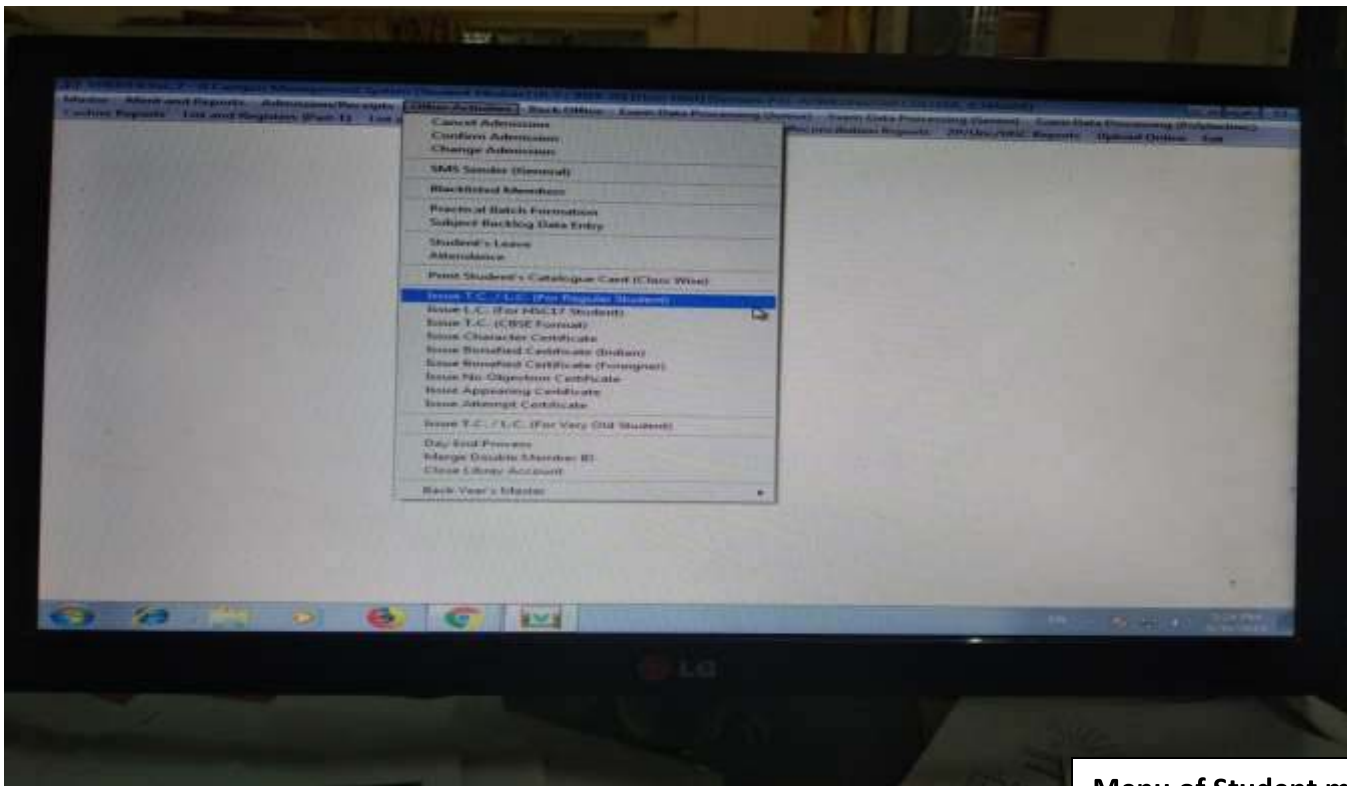
Screen Shots of Software

Vridhhi Software screenshots showing Working modules in Student support area ~~and~~ [link to](#) Transfer Certificate.

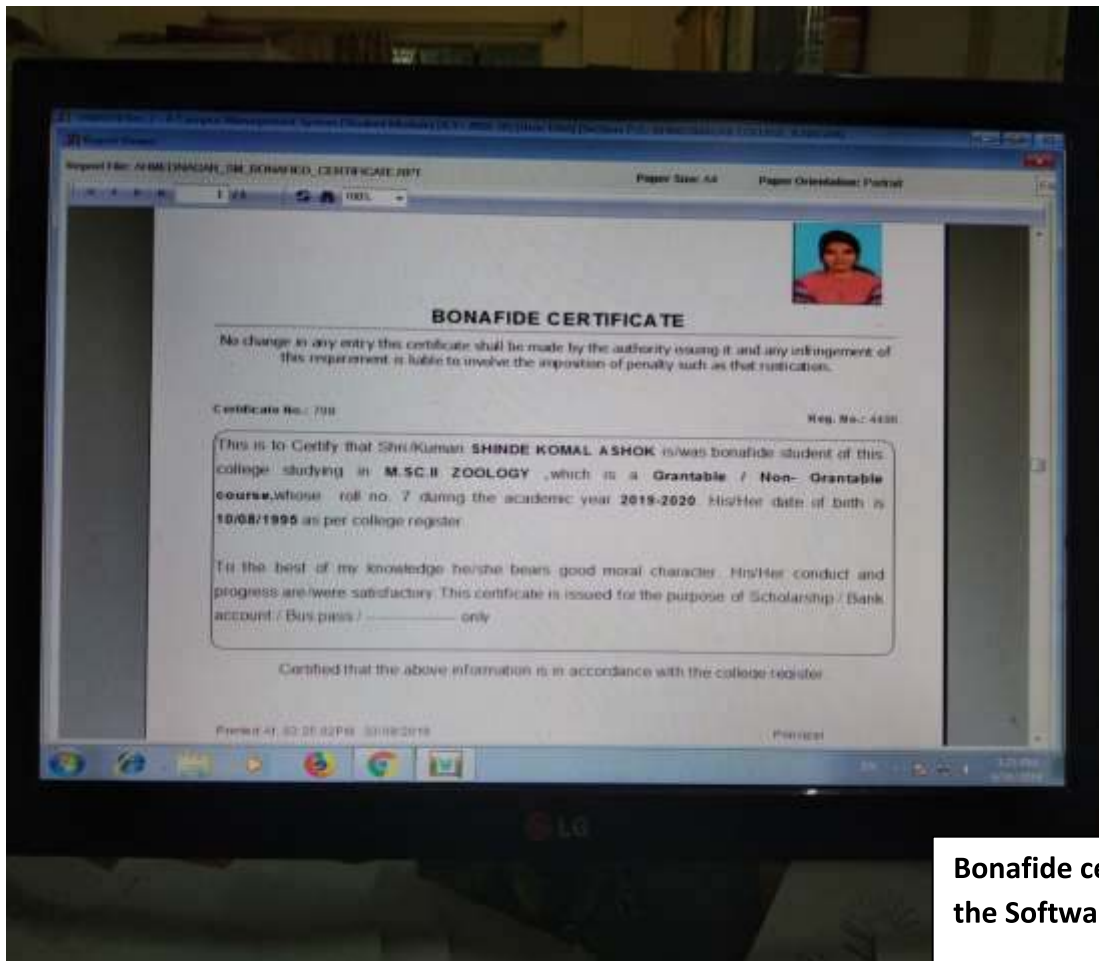


Main screen of Software showing different modules in the System

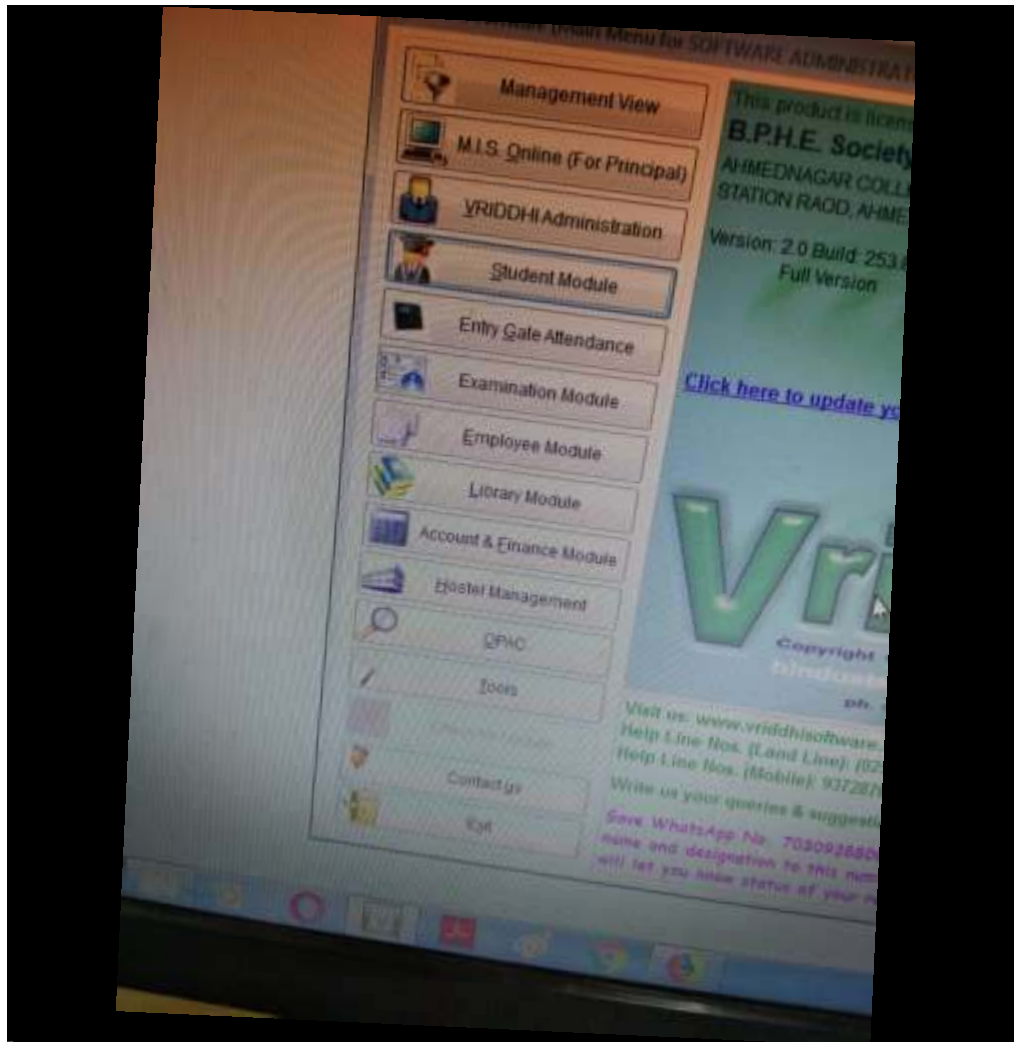
m



Menu of Student module showing different Functions provided for Student Support.



Bonafide certificate generated by the Software.



Exam Supervisor Master

Exam Form Register

Print Exam Form Verification List

Print Exam Fee Register

Print Report Of Students Not Applied For Examination

Step 01: Exam Form Details

Step 02A: Generate Exam Seat No.

Step 02B: Update Exam Seat No.

Step 03: Print Exam Seat Nos. List

Step 04: Import Fail Subject to Backlog

Step 05: Subject Backlog Data Entry

Step 06: Print Exam Subject Wise Summary

Step 07: Generate Hall Ticket

Step 08: Print Exam Hall Ticket Register

Step 09: Exam Seating Arrangement

Step 10: Exam Supervision Allotment

Step 11: Print Exam Seating Arrangement Reports

Step 12A: Enter Exam Marks (Single Head)

Step 12B: Enter Exam Marks (Int+Ext Combine)

Step 13: Enter Marks of Cleared Subjects

Step 14: Generate Exam Performance Report (Fresh)

Step 15: Print Final Exam Performance Report (Ledger)

Step 16A: Mark Sheet Printing

Step 16A: Transcript Printing

Step 17: Reevaluation Mark Data Entry

Step 18: Generate Exam Performance Report (After Reevaluation)

Step 19: Subject Wise Performance Report

Step 20: Subject Wise Performance Summary

Step 21: Result Summary

Step 22: Result Summary (Caste Category Wise)

Step 23: Exam Topper List

Step 24: Passing Certificate

Step 25: Result Sheet for BCUD

Step 26: Result Sheet for BCUD

Step 27: Result Sheet for BCUD

Step 28: Result Sheet for BCUD

Step 29: Result Sheet for BCUD

Step 30: Result Sheet for BCUD

Step 31: Result Sheet for BCUD

Step 32: Result Sheet for BCUD

Step 33: Result Sheet for BCUD

Step 34: Result Sheet for BCUD

Step 35: Result Sheet for BCUD

Step 36: Result Sheet for BCUD

Step 37: Result Sheet for BCUD

Step 38: Result Sheet for BCUD

Step 39: Result Sheet for BCUD

Step 40: Result Sheet for BCUD

Showing examination Module with Functions

Paper Size: A4

Paper Orientation: Portrait

RemoteApp Printer

Exp

F.Y.BSC.COMP.
Mar-2019

SEAT NO. : 5101

Eligibility No: 12018476633

Member ID : 20459

NAME : DIVYA ROHIDAS ERANDE

MOTHER'S NAME : ERANDE TARAB

CENTER NO. : 006

INSTITUTE CODE : 018

SUB. CODE	COURSE NAME	MARKS OBTAINED		
		08/20	32/80	40/100
		INT.	EXT.	TOT.
*11121	PROBLEM SOLVING USING COMPUTER & C PROGRAMMING	13	34	47
*11122	FILE ORGANIZATION AND FUNDAMENTAL OF DATABASES	08	38	46
*11123	COMPUTER SCIENCE PRACTICAL PAPER-I	18	39	57
*11221	DISCRETE MATHEMATICS	10	44	54
*11222	ALGEBRA AND CALCULUS	10	40	50
*11223	MATHEMATICS PRACTICALS	20	32	52
*11321	PRINCIPLES OF ANALOG ELECTRONICS	15	35	50
*11322	PRINCIPLES OF DIGITAL ELECTRONICS	10	32	42
*11323	ELECTRONICS PRACTICALS	15	45	60
*11421	STATISTICAL METHODS-I	12	34	46
*11422	STATISTICAL METHODS-II	18	31	49
*11423	STATISTICS PRACTICALS	10	34	44

Showing examination Module for
Marksheet generation fo First Year.

Developed by Hindustan Computers, Malegaon)

Vriddhi Software (Main Menu for SANDEEP SALVE)

- Management View
- M.T.S. Online (For Principal)
- Vriddhi Administration
- Student Module**
- Entry Date Attendance
- Examination Module
- Employee Module
- Library Module
- Notice & Lettering Module
- Other Enquiries
- CPAC
- DSM
- ...
- Contact Us
- Exit

This product is licensed to
B.P.H.E. Society's
AHMEDNAGAR COLLEGE
STATION ROAD, AHMEDNAGAR
Version: 2.0 Build: 253.0
Full Version

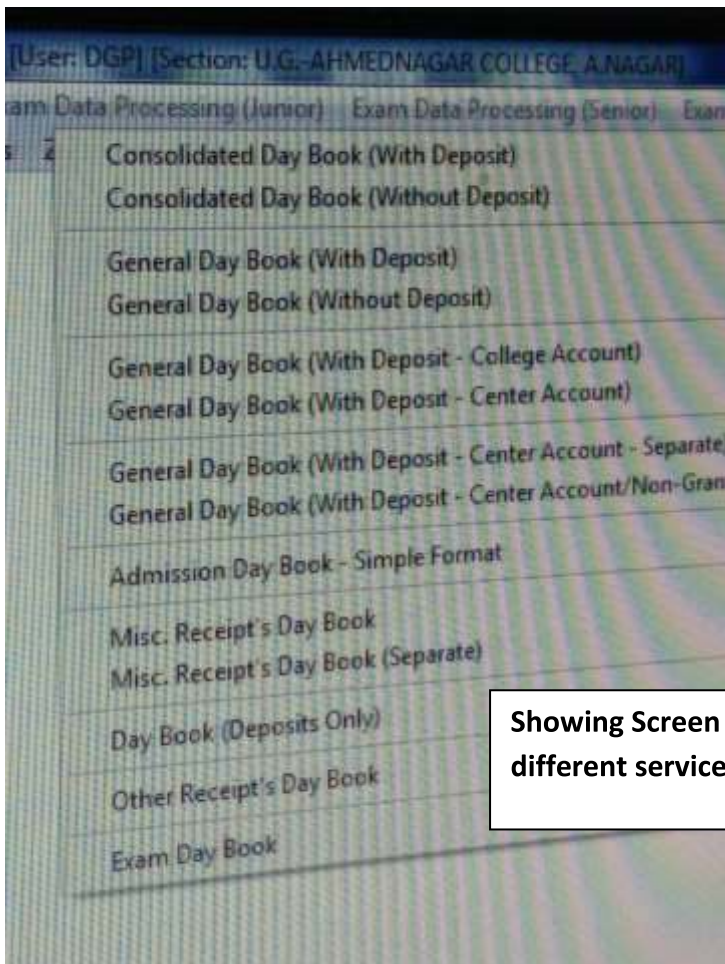
[Click here to update your Profile.](#)



Visit us: www.vriddhisoftwares.com
Help Line No. (Local Line): 02524 252401 / 252403 / 281567
Help Line No. (Toll-free): 0228122552 / 1120039636 / 1120029637
Write us your queries & suggestions: support@vriddhisoftwares.com
Save WhatsApp no. 7030938800 in your contact list and send your name, college name and registration to this number using WhatsApp. We will keep you online and will let you know status of your requirements. [Contact Us](#)



Screen Shot of Account module showing Daily cash collection reports.



Showing Screen Shot of Accounts Module with different services like Day-Book.